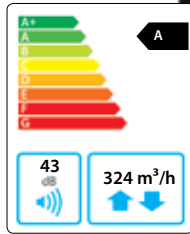


# Domekt R 300 V

Maximal air flow, m <sup>3</sup> /h	324
Panel thickness, mm	30
Unit weight, kg	28
Supply voltage, V	1~230
Maximal operating current, A	HE 4
Thermal efficiency of heat recovery, %	83
Reference flow rate, m <sup>3</sup> /s	0,063
Reference pressure difference, Pa	50
SPI, W/(m <sup>3</sup> /h)	0,33
Filters dimensions BxHxL, mm	290x205x46-M5
Electric power input of the fan drive at reference flow rate, W	34
Electric power input of the fan drive at maximum flow rate, W	90
Electric air heater capacity, kW / Δt, °C	0,5/ 6,1
Control panel	C6.1 / C6.2
Maintenance space, mm	450



The photo is intended for informational purposes only, exact details may vary.

## Acoustic data

A-weighted sound power level  $L_{WA}$ , dB(A) at reference flow rate

Supply inlet	54
Supply outlet	62
Exhaust inlet	54
Exhaust outlet	62
Casing	43

A-weighted sound pressure level  $L_{pA}$ , dB(A)

10 m<sup>2</sup> normally isolated room, distance from casing – 3 m.

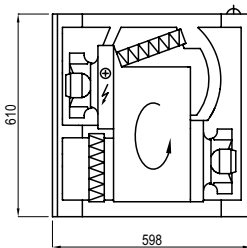
Surroundings	32
--------------	----

## Temperature efficiency

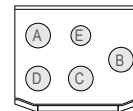
Outside temperature, °C	Winter					Summer		
	-23	-15	-10	-5	0	25	30	35
After heat exchanger, °C	12,8	14,4	15,4	16,5	17,5	22,6	23,6	24,7

indoor +22°C, 20 % RH

Shown as left (L1)



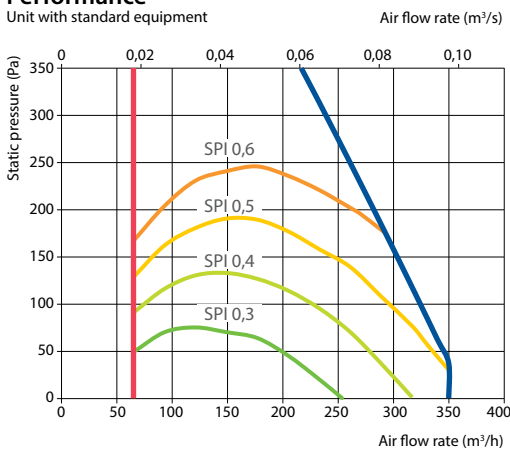
Shown as right (R1)



- A outdoor intake
- B supply air
- C extract indoor
- D exhaust air
- E additional extraction connection (by-pass – extraction without heat recovery)

## Performance

Unit with standard equipment



## Accessories (p. 108)

Closing damper	AGUJ-M-160+LF230/LM230
Silencer	A/D AGS-160-50-600-M
	B/C AGS-160-50-900-M
Water heater	DH-160

PPU	PPU-HW-3R-15-0,4-W1
2-way valve (water heater)	VVP47.10-0,4
Air heater-cooler	DHCW-160
2-way valve (water cooler)	VVP47.10-1,6